

MARKER CODE			

STUDENT EDUCATION NUMBER									



Sāmoa School Certificate

MUSIC

2015

QUESTION and ANSWER BOOKLET

Time allowed: 3 Hours and 10 Minutes

INSTRUCTIONS:

1. You have 10 minutes to read **before** you start writing.
2. Write your **Student Education Number (SEN)** in the space provided on the top right hand corner of this page.
3. Answer **ALL QUESTIONS**. Write your answers in the spaces provided in this booklet.
4. If you need more space for answers, ask the Supervisor for extra paper. Write your SEN on all extra sheets used and clearly number the questions. Attach the extra sheets at the appropriate places in this booklet.

STRANDS	Page Number	Time (Minutes)	Weighting
STRAND 1: GENERAL KNOWLEDGE	2	74	41
STRAND 2: COMPOSITION	8	49	27
STRAND 3: PERFORMANCE	13	57	32
TOTAL		180	100

Check that this booklet contains pages 2-19 in the correct order and that none of these pages is blank.

YOU MUST HAND THIS BOOKLET TO THE SUPERVISOR AT THE END OF THE EXAMINATION.

STRAND 1:

GENERAL KNOWLEDGE

WEIGHTING 41

1. Draw a circle around two notes next to each other that are a fifth (5th) apart.



Skill Level 1	
1	
0	
NR	

2. Draw a circle around two notes next to each other that are a fourth (4th) apart.



Skill Level 1	
1	
0	
NR	

3. Write another note above each note to form the named harmonic interval.
The key is E flat major.

a. 5th:

Skill Level 1	
1	
0	
NR	

b. 7th:

Skill Level 1	
1	
0	
NR	

4. Complete the named melodic interval with a higher note.
The key is D major.

a. 3rd:

b. 8th/8ve:

Skill Level 4	
4	
3	
2	
1	
0	
NR	

5. How many notes are there in a triad?

Skill Level 1	
1	
0	
NR	

6. Name;

a. one note in a triad _____

Skill Level 1	
1	
0	
NR	

b. another note in a triad _____

Skill Level 1	
1	
0	
NR	

c. a third note in a triad _____

Skill Level 1	
1	
0	
NR	

7. Write these chords in the bass clef.

The image shows four empty bass clef staves arranged horizontally. The first staff has a bass clef symbol on the left. The other three staves are empty.

a. G minor

b. E^b Augmented

c. F minor

d. C major 7th


Skill Level 2	a	b	c	d
2				
1				
0				
NR				

8. In music explain what an Augmented chord is in music.


Skill Level 3	
3	
2	
1	
0	
NR	

9. Name the key of each of the major scales.

Skill Level 1	
1	
0	
NR	




a. _____



Skill Level 1	
1	
0	
NR	

b. _____

10. Fill in the missing notes in the places marked * .(All scales start on the tonic)




Skill Level 4	
3	
2	
2	
1	
0	
NR	




11. Complete each major scales adding sharps and flats

a.



Skill Level 3	
3	
2	
1	
0	
NR	

b.



Skill Level 3	
3	
2	
1	
0	
NR	

12. 'At a walking pace' in Italian is _____

Skill Level 1	
1	
0	
NR	

13. Name the term that instructs a music piece to be played very quickly.

Skill Level 1	
1	
0	
NR	

14. Explain the foreign musical term *Ritartando*.

Skill Level 3	
3	
2	
1	
0	
NR	

15. Define the foreign term '*legato*'.


Skill Level 1	
1	
0	
NR	

STRAND 2:

COMPOSITION

WEIGHTING 27

16. Identify these key signatures.




a. _____ b. _____ c. _____ d. _____ e. _____

Skill Level 1					
	a	b	c	d	e
1					
0					
NR					


17. Rewrite this melody with a key signature.



Skill Level 2	
2	
1	
0	
NR	



18. Rewrite this melody without a key signature.



Skill Level 2	
2	
1	
0	
NR	

19. Name the dynamic which is defined as 'quietly' or 'softly'?

Skill Level 1	
1	
0	
NR	

20. State the dynamic defined as 'very loud'.

Skill Level 1	
1	
0	
NR	

21. Define Mezzo forte

Skill Level 1	
1	
0	
NR	

22. Describe the dynamics Pianissimo.

Skill Level 2	
2	
1	
0	
NR	

23. Explain the role of the accent  in a piece of music.

Skill Level 3	
3	
2	
1	
0	
NR	

24. Rewrite the following melody in notes and rests of *half* the value, beginning as shown.

Skill Level 3	
3	
2	
1	
0	
NR	

25. Rewrite the following melody in notes and rests of *twice* the value, beginning as shown.

Skill Level 3	
3	
2	
1	
0	
NR	

26. Transpose this melody up an octave, using the treble clef as shown.



Skill Level 4	
4	
3	
2	
1	
0	
NR	

STRAND 3:

PERFORMANCE

WEIGHTING 32

Instruction: Use the following Music Piece (Piece a) to answer number 27-29

Piece a.



27. Write the time signature for **Piece a.**

Skill Level 1	
1	
0	
NR	

28. Count the measures in **Piece a.**

Skill Level 1	
1	
0	
NR	

29. How many bars in **Piece a**?

Skill Level 1	
1	
0	
NR	

30. Provide time signatures for the following music pieces.

a.



Skill Level 2	
2	
1	
0	
NR	

b.



Skill Level 2	
2	
1	
0	
NR	

31. Complete the missing bar lines to this tune. The first bar line is given.



Skill Level 3	
3	
2	
1	
0	
NR	

32. Name the dynamic that has this definition. ' Gradually getting louder'

Skill Level 1	
1	
0	
NR	

33. What is another term for Decrescendo?

Skill Level 1	
1	
0	
NR	

34. Define 'Dynamics' in music.

Skill Level 1	
1	
0	
NR	

35. Define '*fortepiano*' is.

Skill Level 1	
1	
0	
NR	


36. Name the key of this major scale.

Skill Level 1	
1	
0	
NR	



37. Name the key of this minor scale.

Skill Level 1	
1	
0	
NR	



38. Construct full scales in semibreve notes ascending and descending with a key signature for the given key.

E major scale.



Skill Level 3	
3	
2	
1	
0	
NR	

39. Construct full scales in semibreve notes ascending and descending with all the necessary accidentals (sharps or flats) for the given key.

A minor scale.



Skill Level 3	
3	
2	
1	
0	
NR	

40. Define the term '*chord*' as used in music.

Skill Level 2	
2	
1	
0	
NR	

41. Conclude the given chord with its 'dominant' and 'subdominant' chords, providing their symbols. The 'tonic' is given.

Skill Level 4	
4	
3	
2	
1	
0	
NR	

42. Transpose this melody in B flat major to A flat major with a key signature.

Skill Level 4	
4	
3	
2	
1	
0	
NR	

STUDENT EDUCATION NUMBER									

MUSIC

2015

(For Markers only)

STRANDS	Weighting	Marker	Check Marker	Final Weighting
STRAND 1: GENERAL KNOWLEDGE	41			
STRAND 2: COMPOSITION	27			
STRAND 3: PERFORMANCE	32			
TOTAL	100			