



MARKER CODE			

STUDENT EDUCATION NUMBER									



Samoa School Certificate

PHYSICS

2015

QUESTION and ANSWER BOOKLET

Time allowed: 3 Hours and 10 Minutes

INSTRUCTIONS:

1. You have 10 minutes to read **before** you start writing.
2. Write your **Student Education Number (SEN)** in the space provided on the top right hand corner of this page.
3. Answer **ALL QUESTIONS**. Write your answers in the spaces provided in this booklet.
4. If you need more space for answers, ask the Supervisor for extra paper. Write your SEN on all extra sheets used and clearly number the questions. Attach the extra sheets at the appropriate places in this booklet.

STRANDS	Page number	Time (minutes)	Weighting
STRAND 1: MEASUREMENTS	2	27	15
STRAND 2: MECHANICS	5	36	20
STRAND 3: HEAT	12	27	15
STRAND 4: MAGNETISM	16	27	15
STRAND 5: ELECTRICITY	20	36	20
STRAND 6: WAVES	25	27	15
TOTAL		180	100

Check that this booklet contains pages 2–31 in the correct order and that none of these pages is blank.

YOU MUST HAND THIS BOOKLET TO THE SUPERVISOR AT THE END OF THE EXAMINATION.

STRAND 1 MEASUREMENTS

WEIGHTING 15

Instructions: Write **ALL** your answers in the spaces provided.

1. What is the S.I unit for temperature?

Skill Level 1	
1	
0	
NR	

2. The quantity 650 nm (nanometres) expressed in scientific notation is:

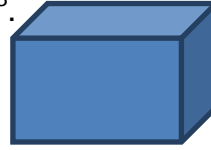
Skill Level 1	
1	
0	
NR	

3. Define the term *vector quantity*.

Skill Level 1	
1	
0	
NR	

4. A cube of mass 300 grams has a volume of 3 cm^3 .

Calculate the density of the cube in kgm^{-3} .



Skill Level 2	
2	
1	
0	
NR	


5. Define the term *displacement*.

Skill Level 1	
1	
0	
NR	

6. *Sione went hiking on a remote island. He started from the coast line and walked 20 km north then decided to walk 6 km east and rest for a little while then continued to walk 12 km south.*

Determine Sione's total distance covered and his displacement at the end.

Use the grid below to draw vectors of his course and label it.
(Scale: side length of one square = 2 km).



Total distance:

Skill Level 3	
3	
2	
1	
0	
NR	

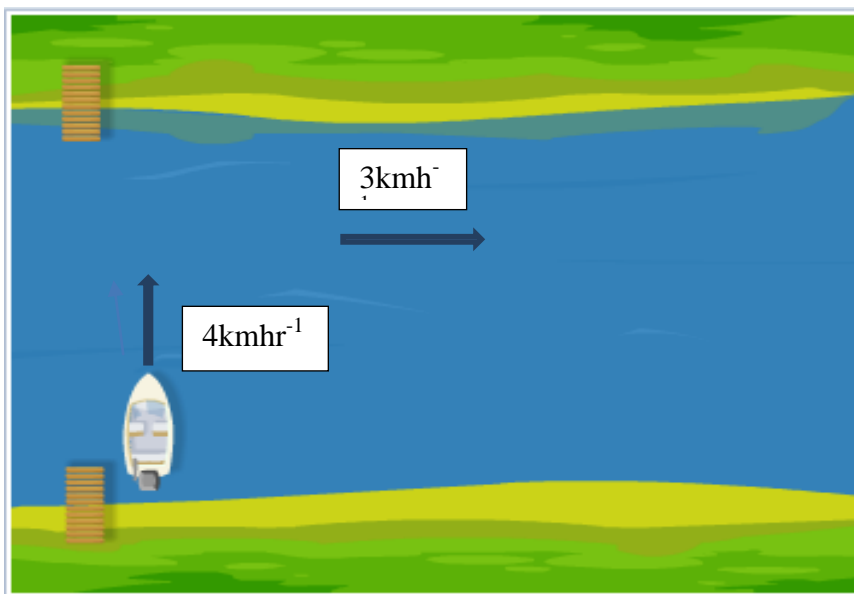
Total displacement:

STRAND 2:

MECHANICS

WEIGHTING 20

7. A man rowed across a river at a velocity 4 kmhr^{-1} as shown below. The river was flowing downstream at a velocity of 3 kmhr^{-1} .



Calculate the man's resultant velocity in kmhr^{-1} .

Skill Level 3	
3	
2	
1	
0	
NR	

8. The ratio of the total distance an object travels regardless of direction to the amount of time taken is referred to as the _____ of an object. What is the missing word?

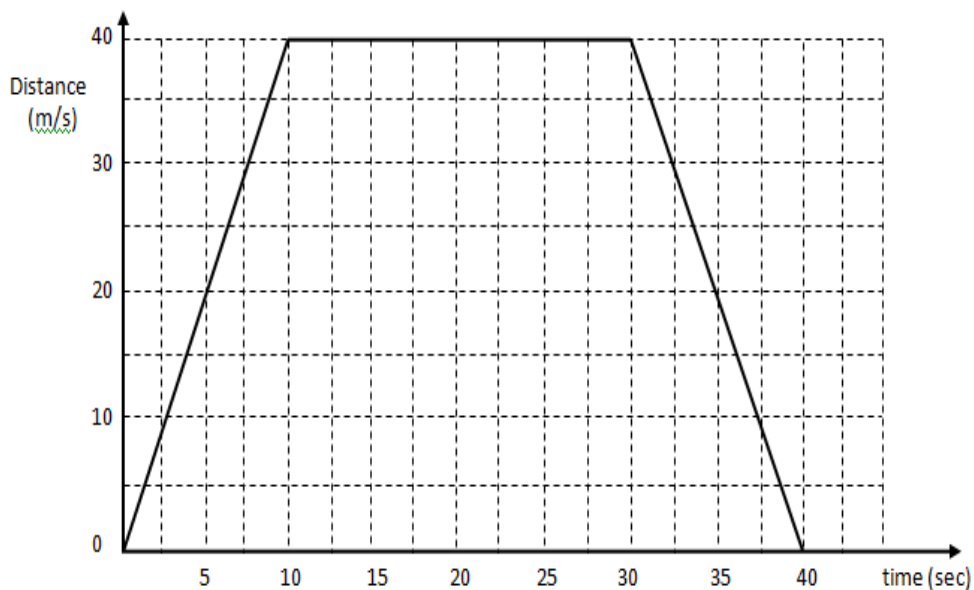
Skill Level 1	
1	
0	
NR	

9. Describe how a steel ship floats using Archimedes' principle of floatation.

Skill Level 2	
2	
1	
0	
NR	


10. Felix takes a ride on his bicycle to drop off his little sister's lunch at school. The distance-time graph below shows his trip.

Distance/time graph



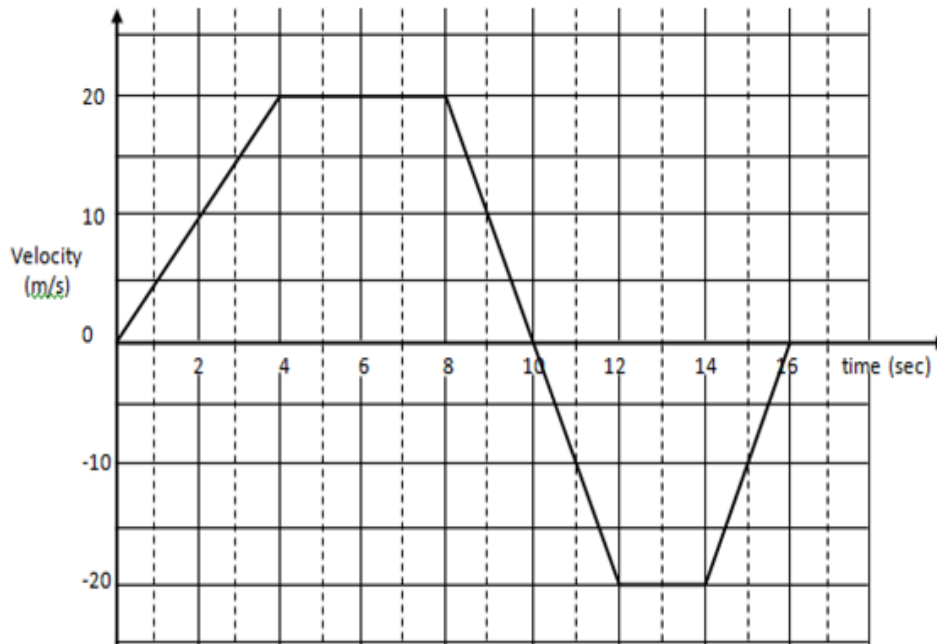
On the grid provided below, sketch the corresponding velocity-time graph of his trip.
Label all the axes.

Skill Level 3	
3	
2	
1	
0	
NR	



Information for Number 11 & 12

Shown below is a velocity-time graph of a car at certain time intervals.



11. Fully explain the motion of the car in the sections below:

0 up to 4 seconds:

4 up to 8 seconds:

8 up to 12 seconds:

Skill Level 3	
3	
2	
1	
0	
NR	

12. Determine the average velocity of the car, and relate this figure back to the motion of the car.

Skill Level 4	
4	
3	
2	
1	
0	
NR	

13. State an example of *gravitational force*.

Skill Level 1	
1	
0	
NR	

14. *Situation 1. Pushing a wooden block on an oily surface.*
Situation 2. Pushing a wooden block on a rough surface.

Which of the above situations demonstrates an example of frictional force?

Skill Level 1	
1	
0	
NR	

15. Define the term *pressure*.

Skill Level 1	
1	
0	
NR	

16. Define the term *density*.

Skill Level 1	
1	
0	
NR	

17. Define the term *Kinetic Energy*.

Skill Level 1	
1	
0	
NR	

18. State ONE factor that will affect the amount of potential energy of a falling object.

Skill Level 1	
1	
0	
NR	

19. State the principle of energy conservation

Skill Level 1	
1	
0	
NR	

20. Describe how the potential energy of an object can be converted into kinetic energy.

Skill Level 2	
2	
1	
0	
NR	

STRAND 3:

HEAT TRANSFER

WEIGHTING 15

21. Define *conduction*.

Skill Level 1	
1	
0	
NR	

22. Give the definition of *radiation*.

Skill Level 1	
1	
0	
NR	

23. Give the definition of *heat*

Skill Level 1	
1	
0	
NR	

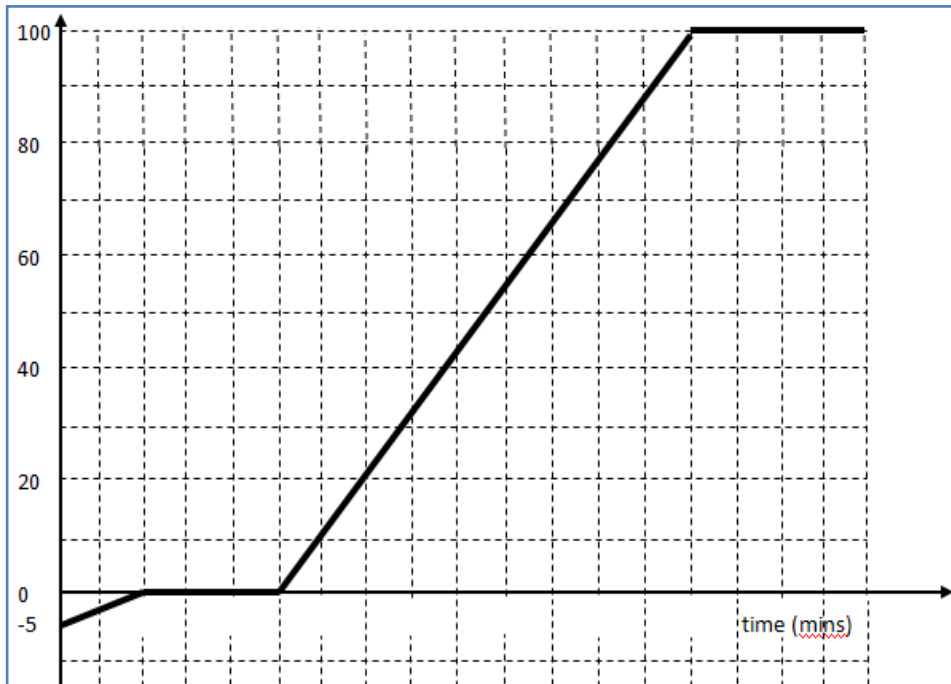
24. Define *latent heat*.

Skill Level 1	
1	
0	
NR	

25. Describe the behaviour of particles in a solid when it is expanding.

Skill Level 2	
2	
1	
0	
NR	

26. Below is a heating curve of water.
 Interpret the information given below in terms of latent heat and changes of state.
 Interpret the information given below in terms of latent heat and changes of state.



Skill Level 3	
3	
2	
1	
0	
NR	

STRAND 4:

MAGNETISM

WEIGHTING 15

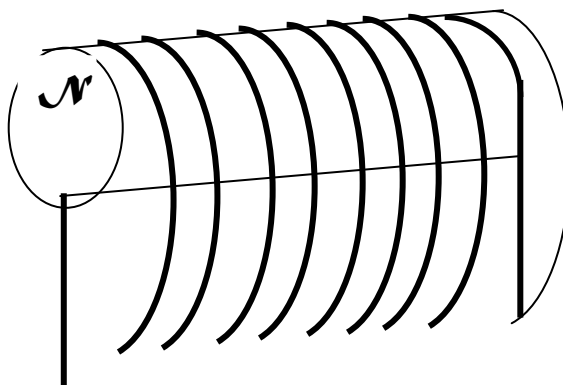
28. State the law of magnetism.

Skill Level 1	
1	
0	
NR	

29. State ONE way to demagnetise a permanent magnet.

Skill Level 1	
1	
0	
NR	

30. The diagram below shows a north pole of the coil induced by the current carrying wire.
Use arrows to show the direction of the current flowing through the wire.



Skill Level 1	
1	
0	
NR	

31. Give an example of where electromagnets are used.

Skill Level 1	
1	
0	
NR	

32. *The stroking method is often used to make a permanent magnet.*
Describe how this is done.

Skill Level 2	
2	
1	
0	
NR	

33. Describe how the earth acts as a magnet.

Skill Level 2	
2	
1	
0	
NR	

STRAND 5:

ELECTRICITY

WEIGHTING 20

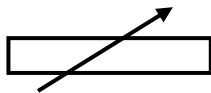
36. Define the term *resistance*.

Skill Level 1	
1	
0	
NR	

37. State ONE factor that affects resistance.

Skill Level 1	
1	
0	
NR	

38. What circuit component does the symbol given below stand for?



Skill Level 1	
1	
0	
NR	

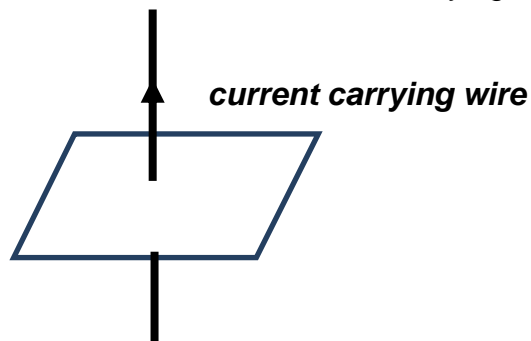
39. State the formula for calculating the resistance of THREE resistors in parallel.

Skill Level 1	
1	
0	
NR	

40. State the formula for calculating the electrical power in terms of current and resistance

Skill Level 1	
1	
0	
NR	

41. Describe the magnetic field around the current carrying wire shown below.

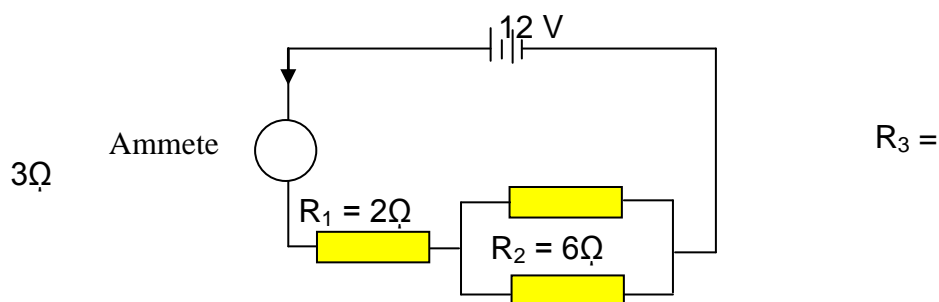


Skill Level 2	
2	
1	
0	
NR	

42. Describe how a transformer works.

Skill Level 2	
2	
1	
0	
NR	

43. Shown below is a combination circuit. Calculate the current through each resistor.



Skill Level 3	
3	
2	
1	
0	
NR	

$R_1 =$ _____ $R_2 =$ _____ $R_3 =$ _____

STRAND 6:

WAVES

WEIGHTING 15

46. Define the term *rectilinear propagation*.

Skill Level 1	
1	
0	
NR	

47. Define *real images* in a convex lens.

Skill Level 1	
1	
0	
NR	

48. Define *virtual images* in mirrors

Skill Level 1	
1	
0	
NR	

49. State a defect that long-sighted person has in his or her eyesight.

Skill Level 1	
1	
0	
NR	

50. What is the name of the process through which light is split into colours?

Skill Level 1	
1	
0	
NR	

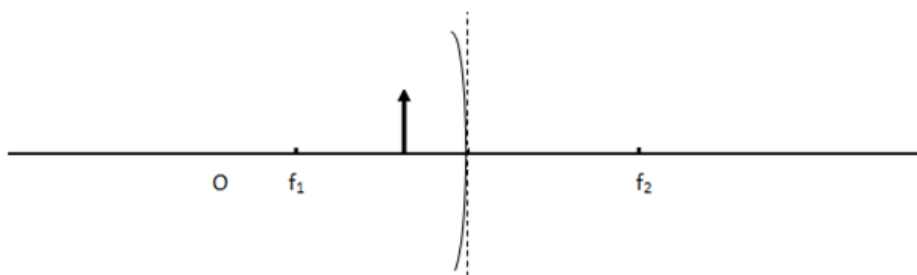
51. Describe what happens to the speed, wavelength and frequency of waves as they enter shallow waters from deep waters.

Skill Level 2	
2	
1	
0	
NR	

52. Describe the speed of sound in vacuum.

Skill Level 2	
2	
1	
0	
NR	

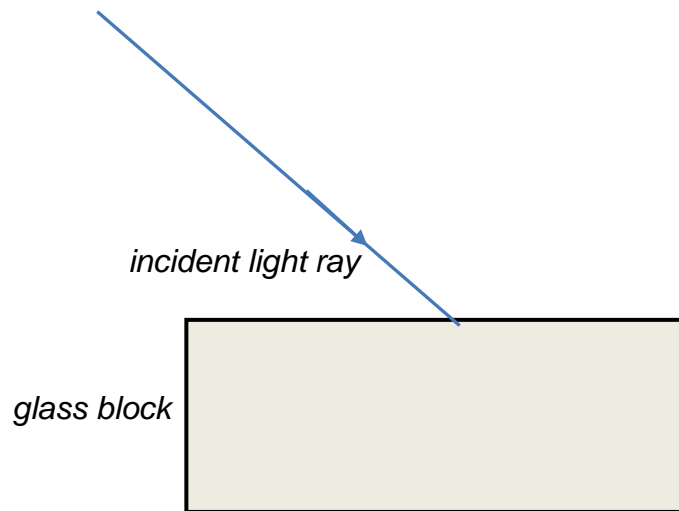
53. Construct TWO rays in the given diagram to locate the image of the object O after reflection in the concave mirror. Give the nature of the image.



Skill Level 3	
3	
2	
1	
0	
NR	

Nature of the image:

54. Show how the incident light ray is refracted through a glass block.



Skill Level 3	
3	
2	
1	
0	
NR	

FORMULAE

$$v = \frac{d}{t}$$

$$v = u + at$$

$$s = ut + \frac{1}{2}at^2$$

$$v^2 = u^2 + 2as$$

$$F = ma$$

$$P = \frac{F}{A}$$

$$W = Fd$$

$$P = \frac{W}{t}$$

$$n_1 \sin \theta_1 = n_2 \sin \theta_2$$

$$M = \left| \frac{H_i}{H_o} \right|$$

$$Q_{\text{heat}} = mC\Delta t$$

$$V = IR$$

$$P = VI$$

$$v = f\lambda$$

$$\frac{1}{u} + \frac{1}{v} = \frac{1}{f}$$

$$M = \frac{v}{u}$$

$$W = mg$$

$$D = \frac{m}{v}$$

$$M = \left| \frac{D_i}{D_o} \right|$$

Constants

Density of water = 1 g/cm³

Speed of sound = 330 m/s

Acceleration due to gravity = 10 m/s

Boiling point of water = 100°C

Freezing point of water = 0°C

1 litre = 1 kg

Specific heat capacity of water = 4,200 J/kgK

Student Education Number									

PHYSICS

2015

(For Markers only)

STRANDS	Weighting	Marker	Check Marker	Final Weighting
1. MEASUREMENTS	15			
2. MECHANICS	20			
3. HEAT	15			
4. MAGNETISM	15			
5. ELECTRICITY	20			
6. WAVES	15			
TOTAL	100			

