



GOVERNMENT OF SAMOA  
MINISTRY OF EDUCATION, SPORTS AND CULTURE

STUDENT EDUCATION NUMBER									

# Samoa Secondary Leaving Certificate

# VISUAL ARTS 2022

## QUESTION and ANSWER BOOKLET

Time allowed: 3 Hours & 10 minutes

### INSTRUCTIONS

1. You have 10 minutes to read **before** you start the exam.
2. Write your **Student Education Number (SEN)** in the space provided on the top right hand corner of this page.
3. **Answer ALL QUESTIONS.** Write your answers in the spaces provided in this booklet.
4. If you need more paper to write your answers, ask the Supervisor for extra paper. Write your SEN on all extra sheets used and clearly number the questions. Attach the extra sheets at the appropriate places in this booklet.

STRANDS		Pages	Time (min)	Weighting
STRAND 1:	LEARNING ABOUT OUR ENVIRONMENT – PEOPLE	2-5	26	15
STRAND 2:	ELEMENTS AND PRINCIPLES OF ART SPACE AND MOVEMENT	6-11	54	29
STRAND 3:	PATTERNS OF OCEANIA-ABORIGINAL ART	12-14	25	14
STRAND 4:	THE PRINCIPLES OF GRAPHICS DESIGN AND ILLUSTRATION – ILLUSTRATION OF LEGENDS	15-18	25	14
STRAND 5:	THE LANGUAGE OF MULTI-MEDIA ART MODELING AND CARVING	19-25	50	28
TOTAL			180	100

Check that this booklet contains pages 2-26 in the correct order.

**HAND THIS BOOKLET TO THE SUPERVISOR AT THE END OF THE EXAMINATION.**

Choose the BEST answer and write the correct letter in the box provided for Questions 1 – 3.

1. A drawing of a person is:

A. a still-life picture.

B. abstract art.

C. a portrait.

D. street art.

SL 1

2. PROPORTION is important when drawing the human body because it shows the:

A. size of the head.

B. relationship between one part of the body and another.

C. height of a person.

D. ratio between the arms and the legs.

SL 1

3. What is the Pop Art Movement inspired by?

A. Objects and scenes from everyday life.

B. Beautiful landscapes.

C. Greek mythology.

D. The human form.

SL 1

Read each test item carefully and write your answer in the spaces provided.

4. **Describe** what a self-portrait and portrait can tell us about a person.

---

---

---


---

---

---

SL 2

5. **Explain** the ideas behind this portrait, who the person is, and when it was painted.



**Figure 1.** Artist, Pele Tamiano, '*Portrait of Pope Francis 11*', 2021, Manamea Gallery

---

---

---

---

---

---

---

---

---

---

---

---

---


---

---

SL 3



7. **Draw** a detailed self-portrait that shows something about our culture and personality.



SL 4

Choose the **BEST** answer and write the correct letter in the box provided for Questions 8 and 9.

8. **SPACE** is the element of art that refers to:

- A. a three-dimensional object.
- B. the area behind and above the object.
- C. the area around, above, below, between and within objects.
- D. the area between solid objects in the artwork.

SL 1

9. **MOVEMENT** is BEST described as the principle of art used to create a:

- A. feeling of happiness or sadness in an artwork.
- B. feeling of action and guides the viewer's eyes throughout the art work.
- C. sense of danger and anger in an artwork.
- D. sense of light, harmony, and contrast in an artwork.

SL 1

Read each test item carefully and write your answer in the spaces provided.

10. **Discuss** how artists use OVERLAPPING to create the illusion of SPACE in an artwork.


SL 2

11. **Explain** how artists use PERSPECTIVE to create the illusion of an artwork being three-dimensional on a two-dimensional space.


SL 2

12. **Describe** what is meant by the POSITIVE space in an artwork.

---

---

---

---

---

SL 2

13. **Explain** why visual MOVEMENT is important in an artwork.

---

---

---

---

---

SL 2

14. **Discuss** TWO ways to create MOVEMENT in an artwork.

---

---

---

---

---

SL 2

15. **Discuss** THREE techniques artists use to give their artworks perspective.

---

---

---

---

---

---

---

---

---

---

SL 3



16. **Discuss** techniques the artist has used to show PERSPECTIVE in the artwork below.



**Figure 3.** Artist, David Hockney, 'Red Pots in the Garden' 2017

---

---

---

---

---

---

---

---

---

---

---

---

SL 3



17. **Explain** the artists' use of MOVEMENT, in the painting below.



**Figure 5.** Artist, Sanele Leitaue, 'Survival' 2018. Tama o le 'Ele'Ele Art Exhibition, Samoa Conference 1V, 2018, National University of Samoa.

---

---

---

---

---

---

---

---

---


---

---

---

SL 3

18. **Analyse** how the artist uses SPACE, OVERLAPPING and PERSPECTIVE in the painting below.




**Figure 4.** Artist, Jeffrey Smart, *The City Bus Station*, 1986

This image shows a blank sheet of white paper with horizontal ruling lines. The lines are evenly spaced and run across the width of the page. There are no margins, text, or other markings on the paper.

SL 4
------

19. Draw three overlapping geometric shapes and apply shading techniques to the shapes to create a sense of depth and distance in the drawing.



SL 4

Choose the BEST answer and write the correct letter in the box provided for Question 20.

20. Traditional forms of Aboriginal art are:

- A. rock and bark painting.
- B. metal work.
- C. painting on leaves.
- D. carving on wood.

SL 1

Read each test item carefully and write your answer in the spaces provided.

21. **Explain** what DREAMTIME means to Aboriginal artists.

---

---

---

---

---

SL 2

22. **Describe** how traditional Aboriginal artists make the colours used in their paintings.

---

---

---

---

---

SL 2

23. **Discuss** important themes in Aboriginal art.

---

---

---

---

---

SL 2



24. **Discuss** the story the artist is telling us about Aboriginal culture, and the colours and symbols used in the painting.



**Figure 6.** Artist, Ena Fly, *Lupul Tjukurrpa, My Fathers Country,* Northern Territory Australia

---

---

---

---

---

---

---

---

---

---

---

---

SL 3

- 
- This is a vibrant, abstract artwork featuring a central wavy band of yellow and orange, flanked by vertical bands of red, purple, and blue. The composition is rich with intricate patterns of circles, lines, and organic shapes, creating a complex, layered visual effect. The colors are bold and saturated, with a high contrast between the central band and the surrounding areas. The overall style is reminiscent of traditional Aboriginal art, with its emphasis on pattern and color. The artwork is presented in a horizontal orientation, with the central band running vertically through the middle. The patterns are dense and detailed, with a mix of small, repeating motifs and larger, more complex shapes. The colors are primarily red, purple, blue, yellow, and orange, with some white and black accents. The overall effect is one of dynamic energy and visual complexity.

This image shows a single sheet of white paper with horizontal ruling lines. The lines are evenly spaced and run across the width of the page. There are no margins, text, or other markings on the paper.

SL 4



Choose the BEST answer and write the correct letter in the box provided for Question 26.

26. A graphic artist and or an illustrator creates images that:

- A. excite the viewer and help them understand the story.
- B. explain the text of a story.
- C. help people like pictures.
- D. show they can draw the human figure.

SL 1

Read each test item carefully and write your answer in the spaces provided.

27. **Discuss** the importance of myths and legends in society today.

---

---

---

---

---

---

SL 2

28. **Explain** why Samoan children and youth will enjoy illustrations of Samoan heroes and landscapes in myths and legends.

---

---

---

---

---

---

SL 2

- 

This image shows a blank sheet of white paper with horizontal ruling lines. The lines are evenly spaced and extend across the width of the page. There are no margins, text, or other markings on the paper.

SL 3

30. **Describe** HOW and WHY graphic artists today are creating new legends and heroes in the form of Anime. Support your answer by commenting on the character below.




**Figure 9.** Artist, Written and illustrated by Koyoharu Gotouge, *'The Demon Slayer,'* the character is *Tanjiro Kamado*

This image shows a blank sheet of white paper with horizontal blue ruling lines. The lines are evenly spaced and run across the width of the page. There are no margins, text, or other markings on the paper.

SL 3

31. **Draw** an illustration of a Samoan legend (*fāgogo*). Name the legend in the lines below and add a short description of the legend.



---

---

---

---

---

---

---

---

---

---

SL 3

Choose the **BEST** answer and write the correct letter in the box provided for Questions 32 – 34.

32. Define modeling as an art making technique.

- A. It is a form of drawing.
- B. It is a multi-media art form.
- C. It involves carving with chisels.
- D. It involves working with soft materials and your hands to build up a three-dimensional form.

SL 1

33. A type of sculpture designed to be viewed from one side is a:

- A. relief sculpture.
- B. sculpture in-the-round.
- C. free standing sculpture.
- D. kinetic sculpture.

SL 1

34. Carving is the art making process of:

- A. welding a material such as iron.
- B. moulding a soft material.
- C. casting a material such as bronze.
- D. cutting away at a hard material, usually marble, stone, or wood.

SL 1

Read each test item carefully and write your answer in the spaces provided.

35. **Describe** two tools used for carving wood.


SL 2

36. **Discuss** what a free-standing sculpture is.

---

---

---

---

---

---

SL 2

37. **Describe** a Samoan traditional artform made using a carved relief board.

---

---

---

---

---

---

SL 2

38. **Explain** how traditional Samoan canoes are carved.

---

---

---

---

---

---

SL 2



39. Describe in detail the traditional wooden fans below that were carved in Samoa in the mid 1800's.




**Figure 10.** *Ili pau*, Traditional Samoan wooden fans, Museum fur Volkerkunde Zu Leipzig, source: Samoa Art & Artists O Measina a Samoa, Sean Mallon

This image shows a blank sheet of white paper with horizontal ruling lines. The lines are evenly spaced and run across the width of the page. There are no margins, text, or other markings on the paper.

SL 3

40. **Design** a fan based on traditional wooden fans made in the late 1800's.



SL 3

41. **Explain** HOW the Samoan culture has inspired the artist who carved this sculpture.



**Figure 11.** Artist Fatu Feu'u, *'The Guardian of Planting'*, 2018

---

---

---

---

---

---

---

---

---

---

---

---

---

---

---

SL 3

42. Describe how French artist Paul Gauguin was inspired by the Tahitian culture when he carved this wooden sculpture of 'Hina and Fatu'.



**Figure 12.** Artist, Paul Gauguin, '*Hina and Fatu*,' 1892, Art Gallery of Ontario, Canada.

---

---

---

---

---

---

---

---


---

---

---

SL 4

43. Design a carved wooden sculpture based on a Samoan theme. Describe your sculpture in the space below.



---

---

---

---

---

---

---

---

---

---

SL 4

STUDENT EDUCATION NUMBER									

## VISUAL ARTS

2022

(For Scorer only)

STRANDS		Weighting	Scores	Check Scorer	AED Check
<b>STRAND 1:</b>	LEARNING ABOUT OUR ENVIRONMENT – PEOPLE	15			
<b>STRAND 2:</b>	ELEMENTS AND PRINCIPLES OF ART SPACE AND MOVEMENT	29			
<b>SECTION 3:</b>	PATTERNS OF OCEANIA – ABORIGINAL ART	14			
<b>SECTION 4:</b>	THE PRINCIPLES OF GRAPHICS DESIGN AND ILLUSTRATION-ILLUSTRATION OF LEGENDS	14			
<b>SECTION 5:</b>	THE LANGUAGE OF MULTI-MEDIA ART MODELING AND CARVING	28			
<b>TOTAL</b>		<b>100</b>			